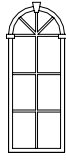
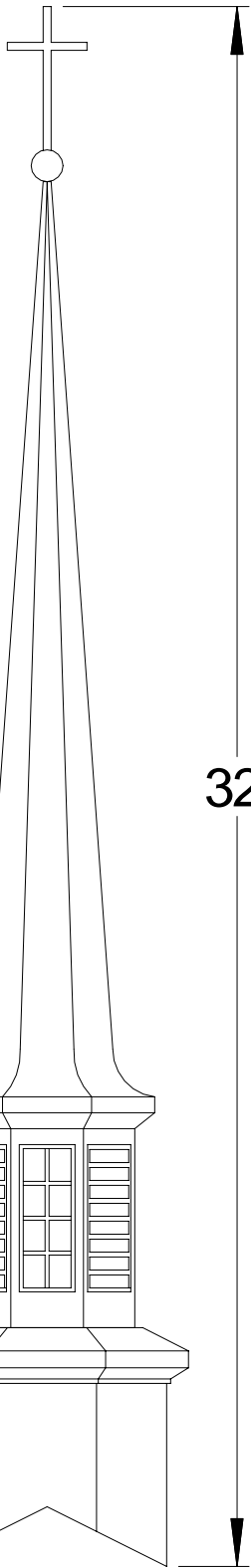
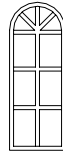


# Optional Cupola Windows



Keystone



Round Top

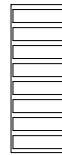


Squared

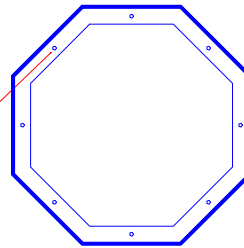
# Standard Cupola Panels



Scalloped

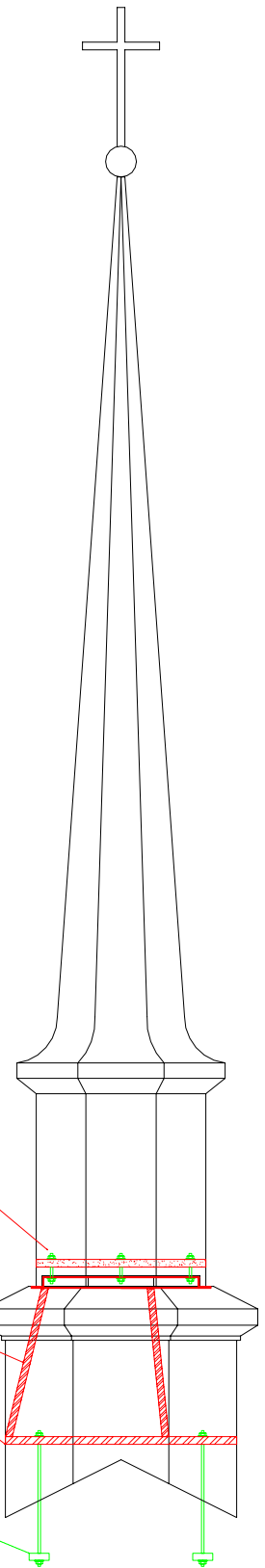


Squared Louver



5/8 Pilot Hole  
Mounting Hardware  
By Others  
(Holes are available on  
8 sides, standard is 4.)

MOUNTING DETAIL



1/2" Connecting Bolts

2" x 2" x 3/16" steel angle bacing

2" x 3" x 3/16" steel anchor plate.

Mounting Hardware  
(Supplied by Others)

Weight : 600#



Note: All Drawings are the property of PFI  
Dimensions and designs may be altered  
to accomodate manufacturing.

PO Box 6513 - High Point, NC 27262  
800-736-3113  
www.churchoutlet.com

Model :  
**32 - S**

Drawn by: TJD  
Date: 10/29/2003