
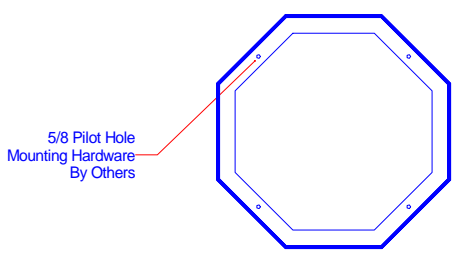
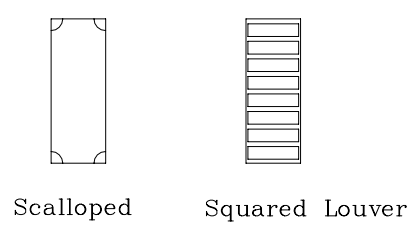


Optional Cupola Windows



Standard Cupola Panels

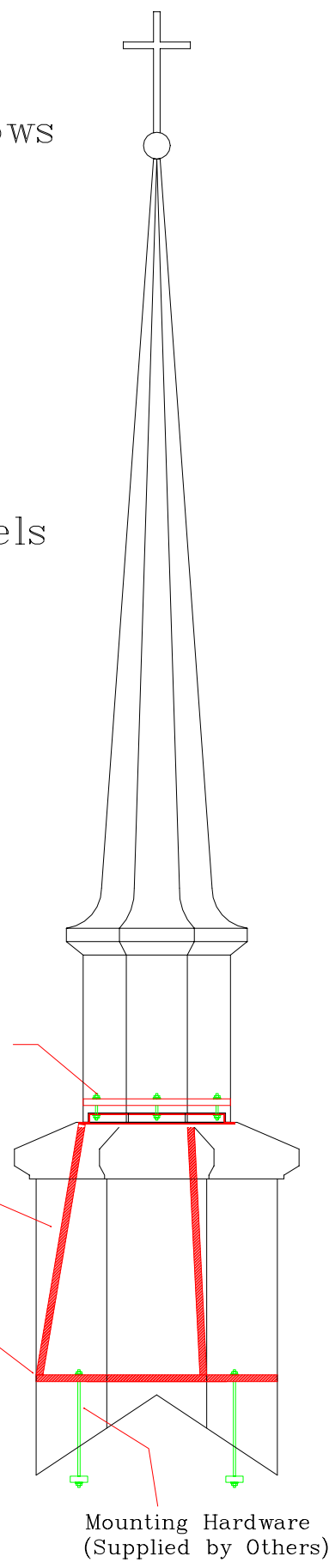


MOUNTING DETAIL

2"x2"x3/16" steel angle bracing

2"x3"x3/16" steel anchor plate

Weight: 850#



Note: All Drawings are the property of PFI
 Dimensions and designs may be altered
 to accomodate manufacturing.
 PO Box 6513 - High Point, NC 27262
 800-736-3113
 www.churchoutlet.com

Model : **7**

Drawn by: TJD Date: 6/8/2002